



**INDIAN SCHOOL NIZWA**  
**SAMPLE PAPER 2025 – '26**

Name: \_\_\_\_\_

Class :1

Date: \_\_/\_\_/\_\_\_\_


Roll No. \_\_\_\_\_

Subject: MATHEMATICS

**I Circle the correct answer**

- A ..... has three sides and three corners.  
a) Square                      b) triangle                      c) circle
- $9 + 4 = \dots\dots\dots$   
a) 14                              b) 15                              c) 13
- The number before 11 is.....  
a) 10                              b) 11                              c) 12
- The number between 16 and 18 is .....  
a) 15                              b) 16                              c) 17

**II Match the following**

- |  |                   |
|--|-------------------|
| 1. The number after 7  | a) 16 (.....)     |
| 2.  | b) 11 (.....)     |
| 3. the sum of 5 and 6  | c) circle (.....) |
| 4. $12 + 4 =$  | d) 8 (.....)      |

**III Fill in the blanks**

- .....means putting things together.
- Opposite sides of a ..... are equal in length.
- The sign of addition is .....
- The answer in addition is called .....
- comes before 2

**IV Write the missing numbers**

1. 4 ..... 6 ..... 9 .....

**V Find the sum**

1.

	8
	5
+	


1	3
+	4

	3
+	4
+	2

	1
+	7
+	5

**VI Draw the next pattern**

1. 2 4 6 2 ..... .....

2.  .....

**VII Write these numbers from smallest to biggest**

10	5	7
----	---	---

--	--	--

**VIII Write these numbers from biggest to smallest**

2	16	13
---	----	----


--	--	--

**IX Story sums**

In a fruit basket, there are 6 apples and 9 oranges. How many fruits are there in the basket?

Ans: .....

**X Observe the picture carefully and write the number of :-**



Rectangle- ..... Circle- .....

square- ..... Triangle .....

END OF QUESTION PAPER